


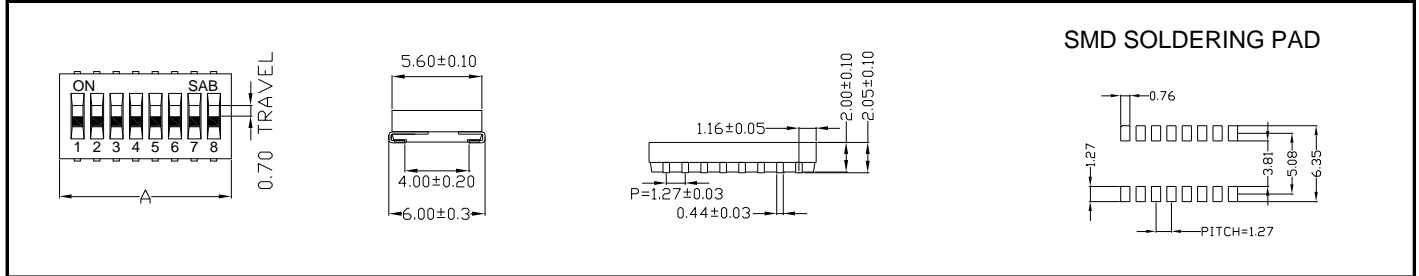
SOJ/P/F Series—Half Pitch DIP Switch

Features

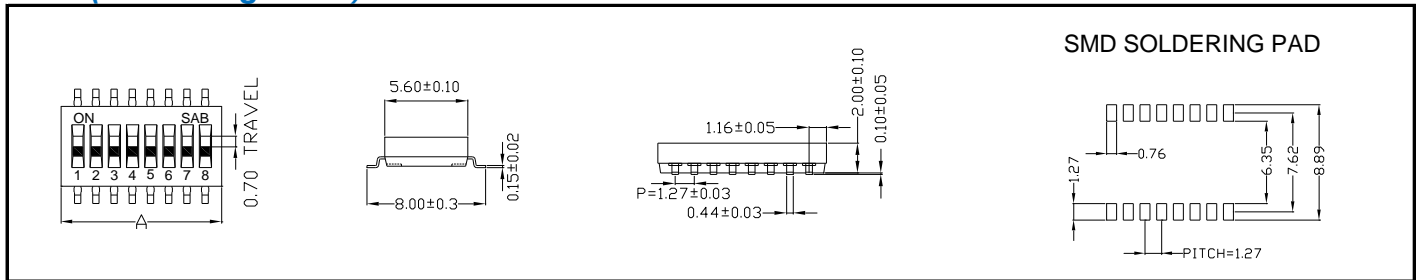
- ◆ Half Pitch(0.05 inch/ 1.27mm) terminal
- ◆ Standard gold-plated electrical contacts
- ◆ Tape sealed version available to ensure washability
- ◆ Singular pole: 1, 3 and 5 available
- ◆ Gull Wing Lead, J Lead and Flat Lead



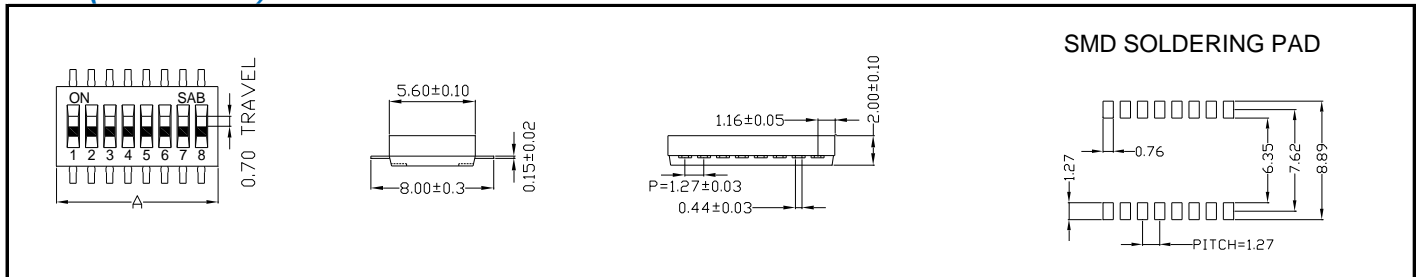
SOJ (J Lead)



SOP (Gull Wing Lead)



SOF (Flat Lead)



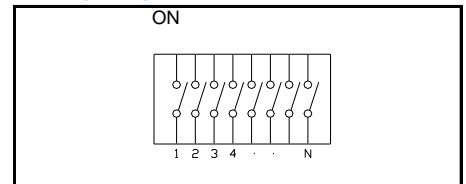
Specifications

- ◆ Contact Rating
 - Switching 25mA, 24VDC
 - Non-Switching..... 100mA, 50VDC
- ◆ Contact Resistance
 - Initial 50mΩ Max.
 - After Life Test 100mΩ Max.
- ◆ Insulation Resistance 100MΩ min at 500VDC
- ◆ Dielectric Strength 300VAC/ 1 minute
- ◆ Operating Force..... 500g Max.
- ◆ Mechanical Life 2,000 cycles
- ◆ Electrical Life 1,000 cycles

Materials

- ◆ **Cove & Base:** Thermoplastic 94V-0, Black
- ◆ **Actuator:** Thermoplastic UL 94-HB, White
- ◆ **Movable Contact:** Copper Alloy, Gold- or Pure-Tin-plated
- ◆ **Terminal Contact & Terminal:** Copper Alloy, Gold- or Pure-Tin-Plated
- ◆ **Tape Sealed:** Polyimide Film

Wiring Diagram



Packaging Information

- ◆ Tube: SOJ/ SOP
- ◆ Tape & Reel: SOJ/ SOP/ SOF
- ◆ Actuators all in "OFF" position

Package

P/N	No. Of Pole	Dim. A	Quantity per Tube
SOP01	1	2.31mm	93 (Half)
SOP02	2	3.58mm	125
SOP03	3	4.85mm	90
SOP04	4	6.12mm	70
SOP05	5	7.39mm	60
SOP06	6	8.66mm	50
SOP08	8	11.20mm	40
SOP10	10	13.74mm	30
SOP12	12	16.28mm	25

Soldering Information

- ◆ Hand Soldering
 - Soldering Iron of 30W or under at 300°C for 4±1 sec. max.
- ◆ Reflow Soldering
 - Peak temperature: 260°C max. The time above 255°C must be 30 sec. max.
- ◆ Keep all actuators in "OFF" position during soldering and cleaning process

Order Information

